

Dirigido a: Alumnos

Para poder utilizar Mathematica 8, tendrás que realizar los siguientes pasos:

1. Obtener tu Activation key
2. Activar tu cuenta Wolfram
3. Dar de alta el producto en tu cuenta
4. Descargar el producto e instalarlo

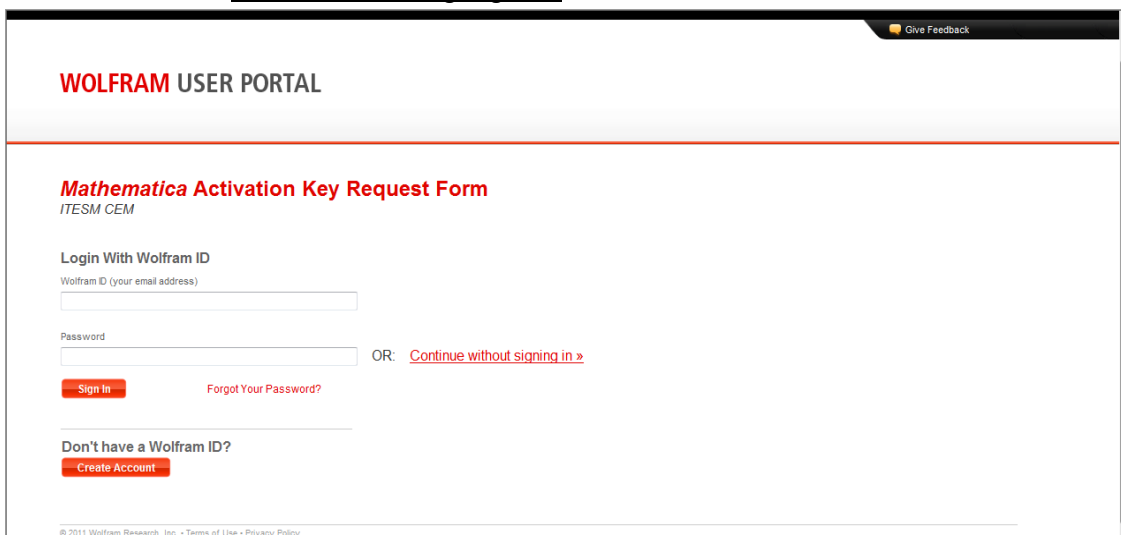
1. Activation key

1.1 Ingresar a los links según sea el caso.

Alumnos

Prepas

1.2 Dar click en [Continue without signing in >>](#)

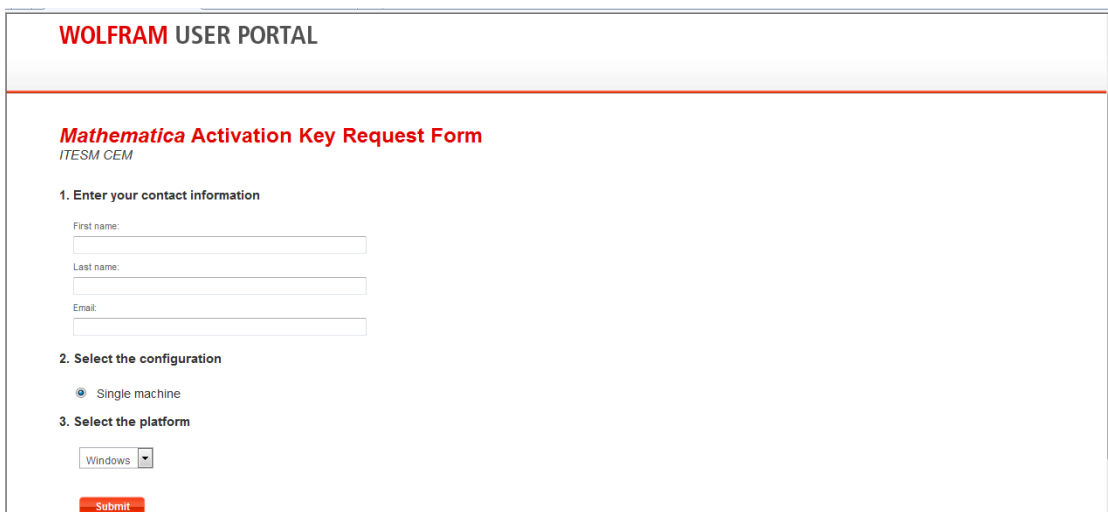


The screenshot shows the 'WOLFRAM USER PORTAL' page. At the top right, there is a 'Give Feedback' link. The main heading is 'Mathematica Activation Key Request Form' by 'ITESM CEM'. Below this, there is a 'Login With Wolfram ID' section with a 'Wolfram ID (your email address)' input field, a 'Password' input field, and a 'Sign In' button. To the right of the password field is a link for 'Continue without signing in >>'. Below the login section is a 'Don't have a Wolfram ID?' section with a 'Create Account' button. At the bottom left, there is a copyright notice: '© 2011 Wolfram Research, Inc. - Terms of Use - Privacy Policy'.

1.3 Llenar datos solicitados y dar click en Submit.

Email: Alumnos (a0XXXXXXX@itesm.mx)

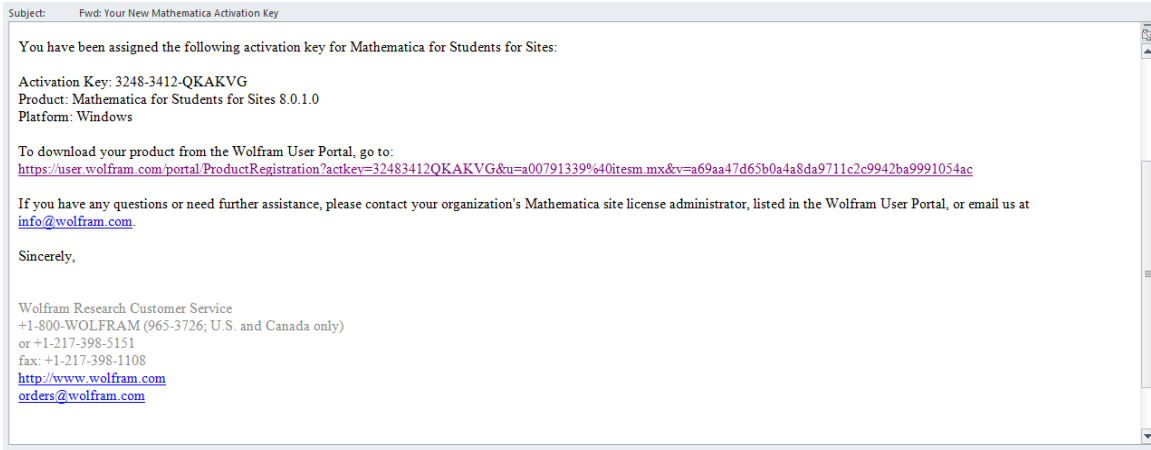
Seleccionar plataforma: Windows, Mac o Linux



The screenshot shows the 'WOLFRAM USER PORTAL' page with the 'Mathematica Activation Key Request Form' by 'ITESM CEM'. The form is titled '1. Enter your contact information' and has three input fields: 'First name', 'Last name', and 'Email'. Below this is section '2. Select the configuration' with a radio button selected for 'Single machine'. Section '3. Select the platform' has a dropdown menu currently set to 'Windows'. At the bottom of the form is a 'Submit' button.

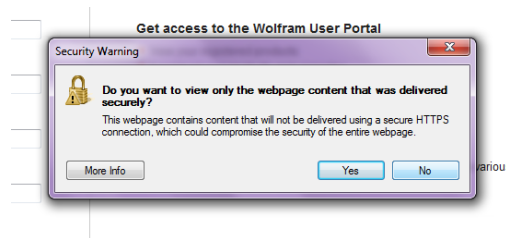
1.4 Recibirás un correo por parte de Wolfram, en donde proporciona la Activation Key, esta es única y sólo se puede utilizar una vez.

1.5 Dar click en el link: To download your product from Wolfram User Portal, go to:

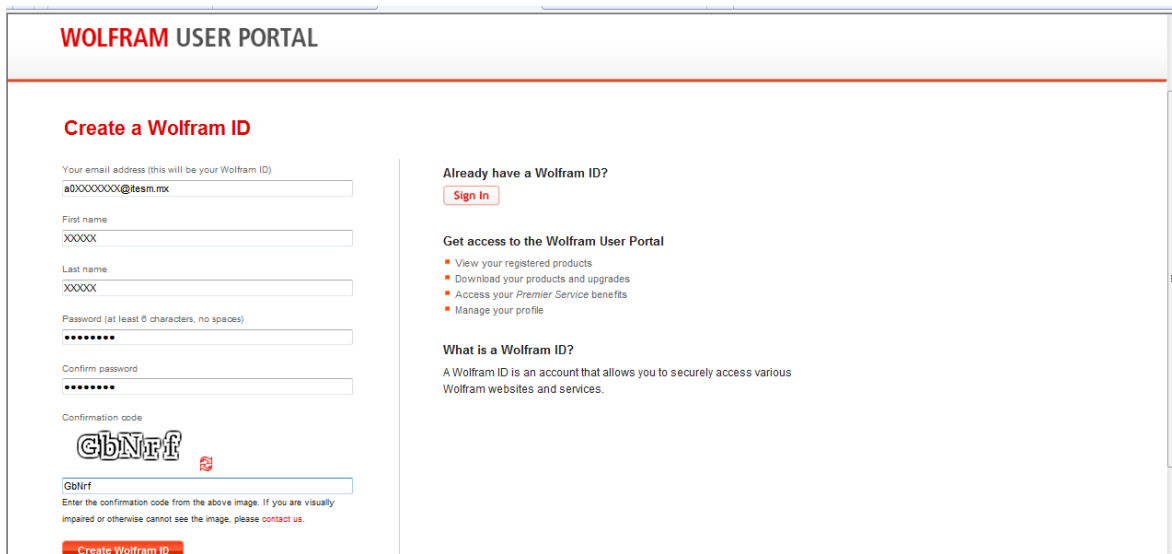


2. Cuenta Wolfram

2.1 Al ingresar al link, darle un click en la opción "No" del cuadro de diálogo.



2.2 Completar la información solicitada.



WOLFRAM USER PORTAL

Create a Wolfram ID


Your email address (this will be your Wolfram ID)

First name

Last name

Password (at least 6 characters, no spaces)

Confirm password

Confirmation code


Enter the confirmation code from the above image. If you are visually impaired or otherwise cannot see the image, please [contact us](#).

Already have a Wolfram ID?

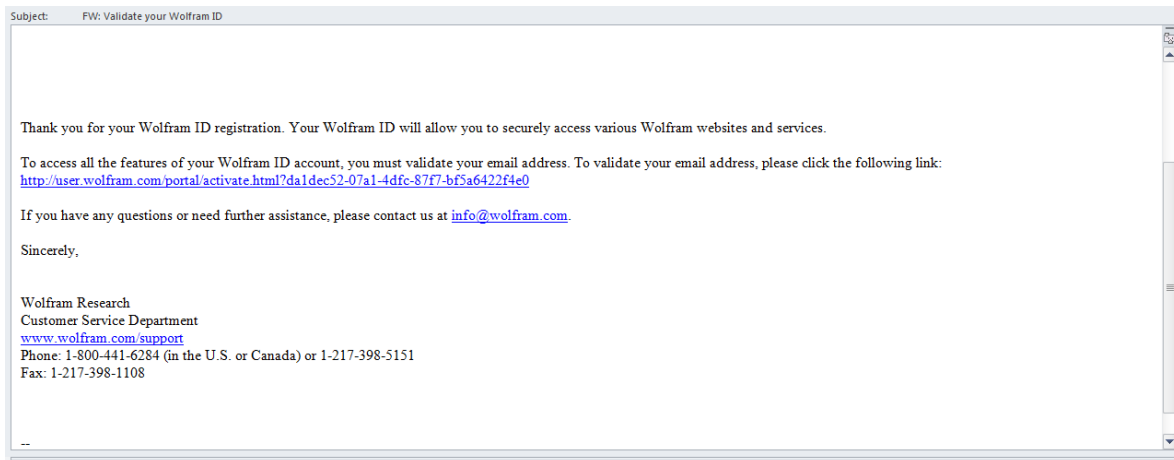
Get access to the Wolfram User Portal

- View your registered products
- Download your products and upgrades
- Access your Premier Service benefits
- Manage your profile

What is a Wolfram ID?

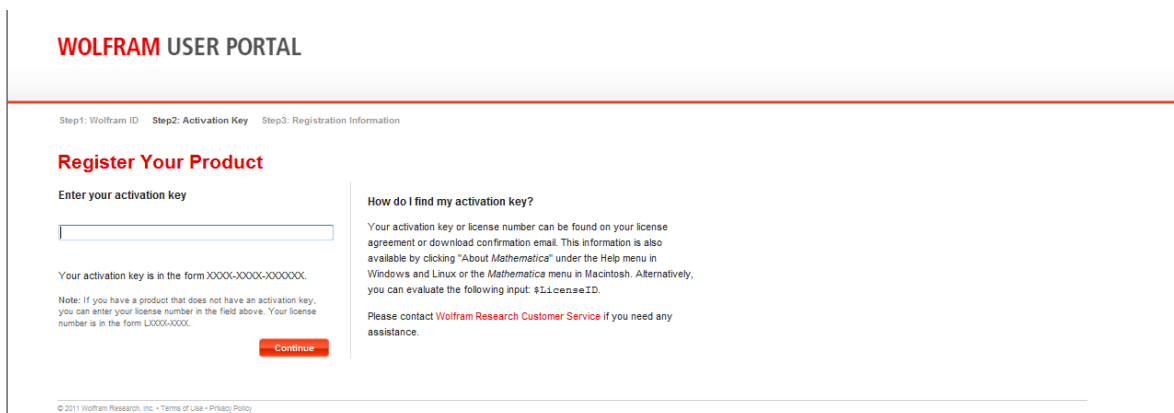
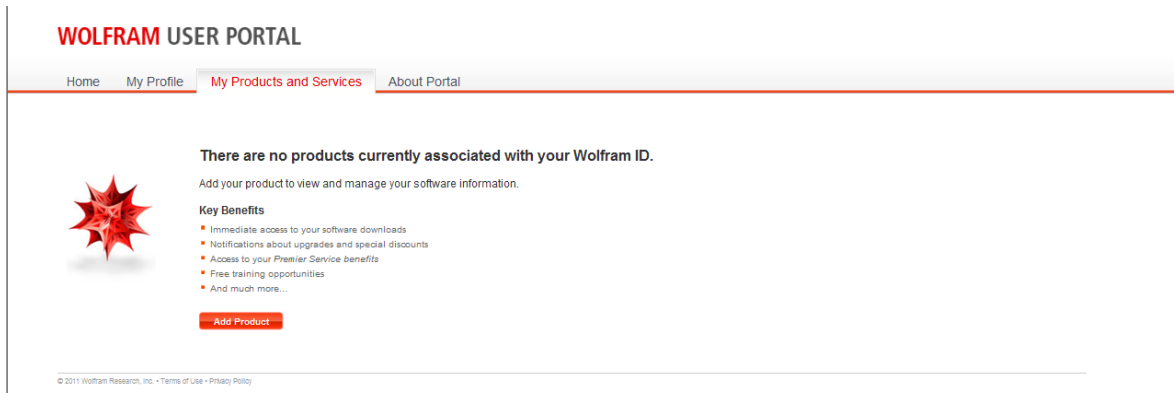
A Wolfram ID is an account that allows you to securely access various Wolfram websites and services.

2.3 Validar tu cuenta Wolfram en el link que te indica el correo e ingresa al portal con tu cuenta.



3. Dar de Alta productos Mathematica

3.1 Dentro del portal de Wolfram, dentro de la pestaña My Products and Services dar click en *Add Product* e ingresa la Activation Key que obtuviste por medio del correo de Wolfram.



3.2 Completar la información y dar click en *Finish*

Organization: ITESM

Product Name	Version Number	Platform	Activation key
Mathematica for Students for Sites	8.0.1	Windows	3248-3412-QKAKVVG Change

Contact Information

*First name

*Last name

Job title

*Organization
ITESM
Please enter your organization

*Address type
 Home Work

*Address

No P.O. boxes if this address will be used to ship your product in the future.

*City

*State/province/pref.

3.3 Al finalizar este proceso, obtendrás el producto solicitado y lo podrás descargar.

Pasos de Instalación <http://support.wolfram.com/kb/topic/installation>

Home | My Profile | **My Products and Services** | About Portal

My Products > **Product Summary** | Premier Service | Support

Mathematica for Students for Sites

ITESM CEM

Product Information [Print license certificate »](#)

Product Name:	Mathematica for Students for Sites
Version:	8.0.1
Platform:	Windows
Activation key:	3248-3412-QKAKVVG Status: Awaiting Activation Enter this key during installation to activate your product. How does activation work? Need to activate manually?
License:	3248-3412
Parent License/Group ID:	2388-3341
License class:	Single Machine
Use class:	Student Unlimited Site

Site License Benefits

License Expiration: 11-MAR-2012

[Get Support](#)

Have a question?
Contact your site administrator.

Ing Misamy Gutierrez
misamy@itesm.mx

Processes: [?](#) Controlling 8
Computing 16

[License Agreement »](#)

Downloads

Product Name	Version	Platform	
Mathematica for Students	8.0.1	Windows	Download

© 2011 Wolfram Research, Inc. - Terms of Use - Privacy Policy

Internet | Protected Mode: On | 95%